

Humanitarian Assistance in Review

EAST AND CENTRAL AFRICA | FISCAL YEAR (FY) 2005 – 2014



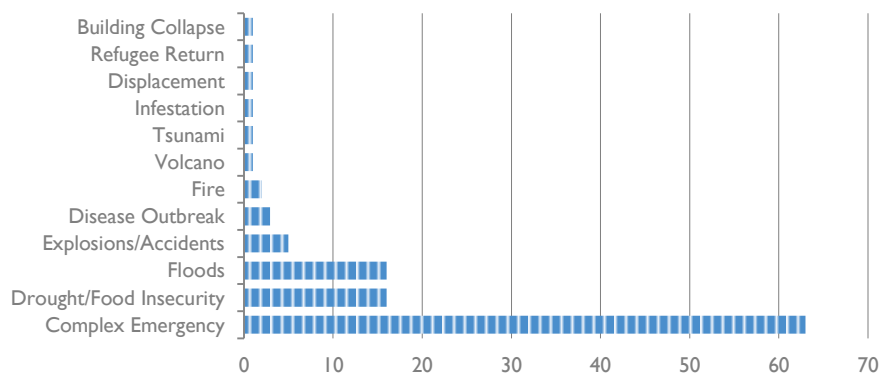
The East and Central Africa (ECA) region encompasses the Horn of Africa and the Great Lakes, including Burundi, Central African Republic (CAR), Democratic Republic of Congo (DRC), Djibouti, Eritrea, Ethiopia, Kenya, Republic of the Congo (RoC), Rwanda, Somalia, South Sudan, Sudan, Tanzania, and Uganda.

Conflict, cyclical drought, floods, disease outbreaks, environmental degradation, rapid population growth, and limited government capacity present significant challenges to vulnerable populations in the ECA region. Between FY 2005 and FY 2014, USAID’s Office of U.S. Foreign Disaster Assistance (USAID/OFDA) and USAID’s Office of Food for Peace (USAID/FFP) provided humanitarian assistance in response to a diverse range of natural disasters and complex emergencies, including flooding across the region, drought and food insecurity in the Horn of Africa, Lord’s Resistance Army-related conflict and displacement in the Great Lakes, post-election violence in Kenya, and ongoing crises in CAR, DRC, Somalia, South Sudan, and Sudan.

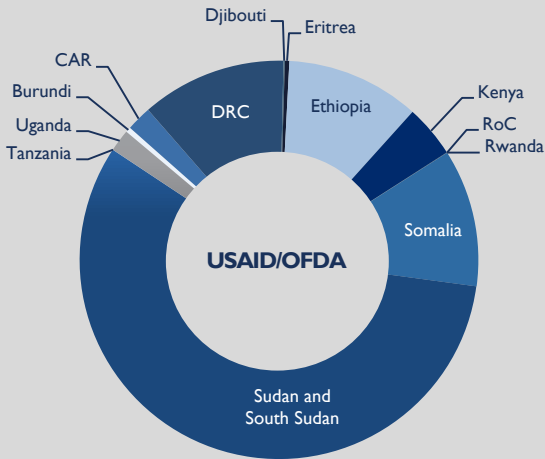
From FY 2005 to FY 2014, USAID provided nearly \$12.5 billion in humanitarian assistance in the ECA region. USAID/FFP provided more than \$9.7 billion for food assistance in the form of U.S. purchased food, locally and/or regionally purchased food, cash transfers for food, food vouchers, and related activities. USAID/OFDA provided more than \$2.7 billion primarily for water, sanitation, and hygiene (WASH); health; logistics support and relief commodities; agriculture and food security; nutrition; economic recovery and market systems (ERMS); humanitarian coordination and information management; protection; and shelter and settlements assistance.

In the past 10 years, USAID has deployed seven Disaster Assistance Response Teams (DARTs) in response to complex emergencies in DRC, Ethiopia, Kenya, Somalia, and South Sudan, and to regional food security crises in the Horn of Africa. In addition, USAID has activated multiple Washington, D.C.-based Response Management Teams to support coordination and response efforts in South Sudan, Sudan, and the Horn of Africa.

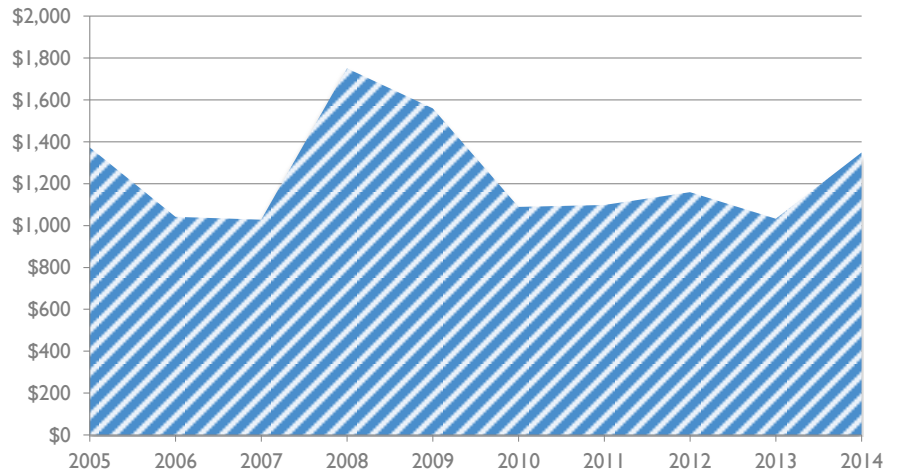
Number of Disasters Declared in ECA
By Type (FY 2005 – 2014)



USAID Humanitarian Assistance to ECA
By Country (FY 2005 – 2014)



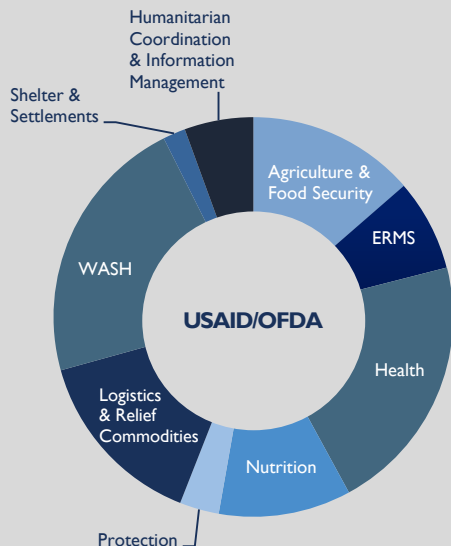
USAID Disaster Response Funding to ECA¹
(FY 2005 – 2014), in millions



Due to the recurring or persistent nature of many of the disasters in the region, USAID/OFDA and USAID/FFP promote activities that increase the resilience of vulnerable populations to cope with future shocks while continuing to meet the immediate needs of affected populations. In collaboration with U.S. government, host country, and regional counterparts, USAID/OFDA and USAID/FFP's resilience initiatives seek to build the resilience of affected households and communities, in conjunction with development programs where feasible and appropriate. USAID/OFDA also supports early recovery activities that help conflict-affected populations rebuild livelihoods and strengthen self-sufficiency, where possible, sustainable, and appropriate.

Through emergency and development food assistance programs, USAID/FFP works to save lives and reduce food insecurity in times of crisis and situations of chronic food insecurity. USAID/FFP emergency food assistance interventions include cash transfers for food, food vouchers, food for work, food for training, food for assets, targeted supplementary feeding, general distribution, institutional feeding, and complementary activities.

USAID/OFDA Humanitarian Assistance to ECA
By Sector (FY 2005 – 2014)⁺



¹ FY 2014 rounded figures represent committed or obligated amounts as of September 30 and September 22, 2014, for USAID/OFDA and USAID/FFP, respectively. FY 2014 figures are subject to fluctuation due to end-of-fiscal-year financial review and reconciliation activities. Figures do not include USAID/OFDA disaster preparedness and mitigation assistance provided outside of declared disaster responses or USAID/FFP development assistance.

⁺ Chart does not include disaster preparedness and mitigation assistance, administrative support costs, or funding not categorized by sector due to changes to the USAID/OFDA accounting system that occurred during the decade covered by this document.