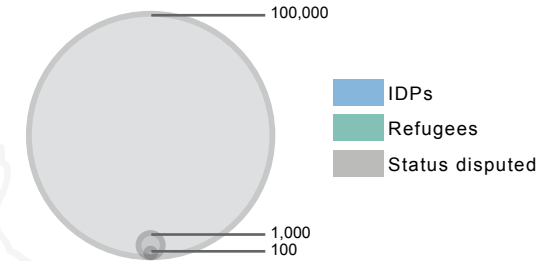


DISPLACED POPULATION



SOURCES: OCHA, UNHCR, IOM, WFP, USG

IDPs by State

★ Incidents of Violence

SOURCE: OCHA, USG

— Most Affected States

SOURCE: OCHA

KEY ETHNIC GROUPS

- Dinka
- Nuer
- Murle
- Other

SOURCE: SIM

HUMANITARIAN FUNDING

TO SOUTH SUDAN IN FY 2013 AND TO DATE IN FY 2014

USAID/OFDA	\$120,608,953
USAID/FFP	\$180,884,300
State/PRM	\$109,735,400

\$411,228,653

TOTAL USAID AND STATE HUMANITARIAN ASSISTANCE TO SOUTH SUDAN

Sudan 61,900
(Includes an unconfirmed number of refugees and nomads who have arrived in Sudan.)

Maban County camps ~124,200

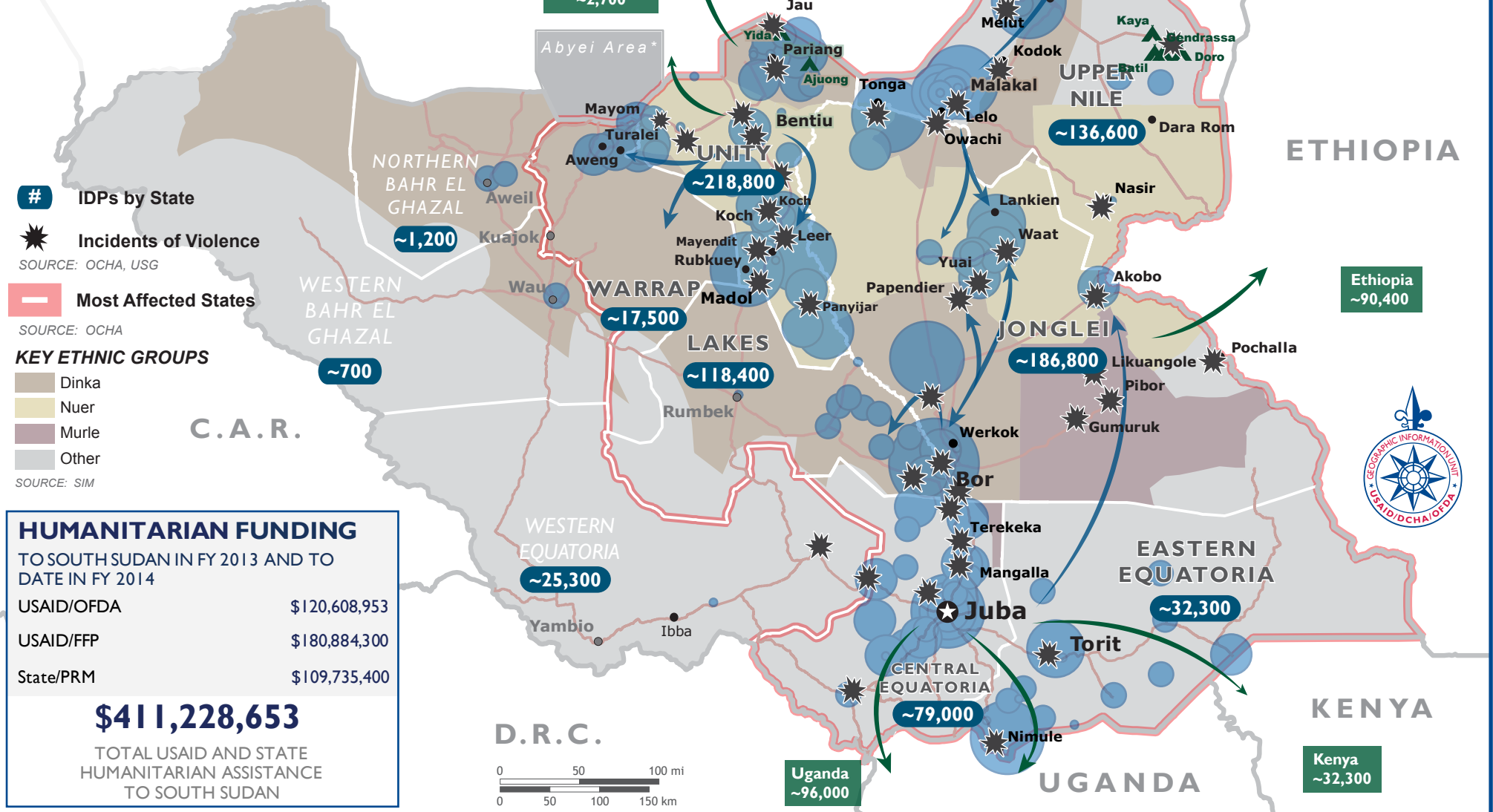
Yida and Ajuong area camps ~78,300

Abyei Region ~2,700

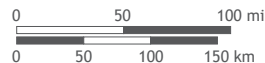
Ethiopia ~90,400

Kenya ~32,300

Uganda ~96,000



D.R.C.



SOUTH SUDAN

ETHIOPIA

KENYA

UGANDA